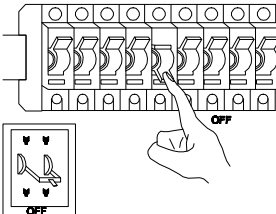
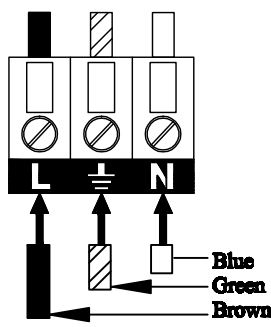
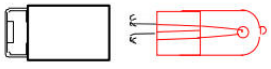
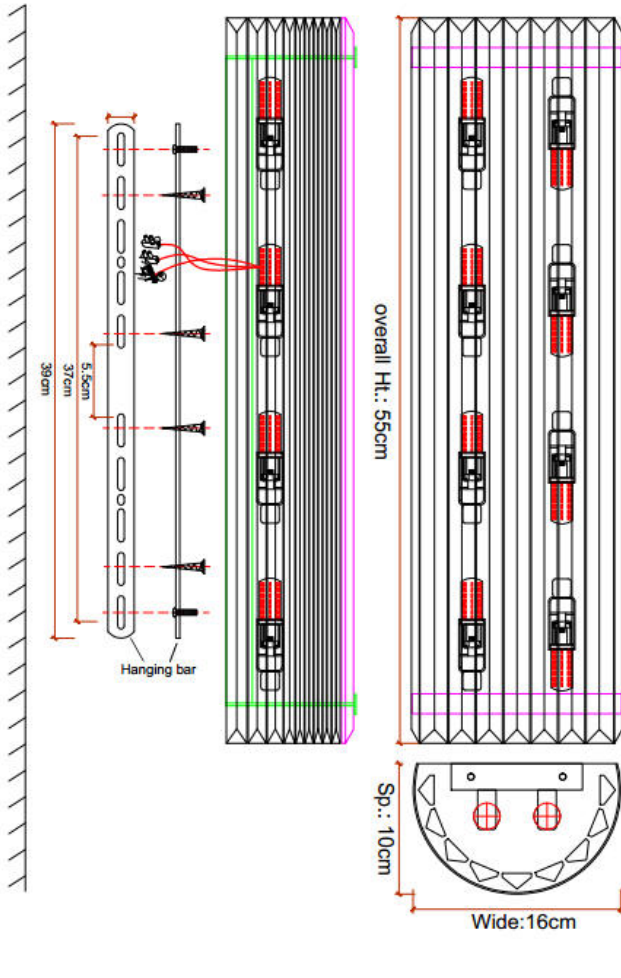
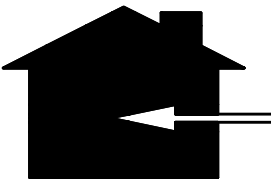
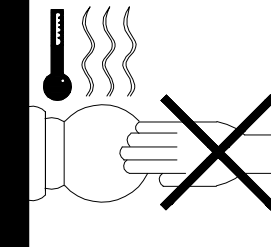



INSTALLATION INSTRUCTION

10248/A

	<p>Lamp size: W16 x Ht.55 x Sp.10cm Hanging bar: L390 x W20mm Gap of the holes on the mounting plate: 55-370mm</p>	
 <p>G9, Max.40w, 8pcs</p>		
		
		

Installation instruction for this item:

1. Remove the cover and put the lamp on a clean place, then install the lamp;
2. The lamp is limited to used 60W bulb;
3. Fix the lamp body on the hung loop by the chain .

Warning:

1. Turn off the main power at the circuit breaker before installing the lamp in order to prevent possible shock;
2. Please wear gloves when installing the lamp;
3. Don't exceed the rated voltage 240V;
4. Don't install on haven't finished ceiling and loose wood ceiling;
5. Don't use corrosive liquor to clean it ,just as acid liquor and alkaline liquor, please use soft cloth;
6. The lamp is made of glass ,installing carefully.